

Florida's Top-Rated
Metal Roofing Supply Company



863-991-3522
sales@americanmetalfi.com



MECHANICAL SEAM



STANDING SEAM METAL ROOFING SYSTEMS 1" MS • 1½" MS • 2" MS



SUPERIOR PERFORMANCE FOR A LIFETIME

Offering unmatched architectural integrity and contemporary aesthetics, our 1", 1-1/2" and 2" **Mechanical Seam** metal panels are expertly crafted to meet the demands of modern construction. Using clips that form tight-locking seams to ensure a watertight seal and maximum thermal movement, a **Mechanical Seam Metal Roofing System** is the worry-free choice in areas prone to high winds and other extreme weather conditions. Suited for a wide range of applications, from residential homes to large-scale commercial and industrial projects, a Mechanical Seam metal roof system will stand as a testament to durability, design flexibility, and enduring performance.

- ★ Residential, commercial and industrial applications
- ★ On-Site Rollforming
- ★ 1", 1-1/2" or 2" Seam Height
- ★ Single 90° or Double 180° Lock
- ★ Custom Lengths
- ★ Flat, Striated, Pencil Bead and Ribbon Bead Options
- ★ Curved-Radius Capability (1-1/2")
- ★ 35+ Color/Coating Options
- ★ Material Warranties up to 45 Years†
- ★ Florida Product Approved for HVHZ and Non-HVHZ



Florida's Top-Rated
Metal Roofing Supply Company



863-991-3522
sales@americanmetalfi.com



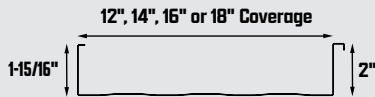

MECHANICAL SEAM



STANDING SEAM METAL ROOFING SYSTEMS 1" MS • 1½" MS • 2" MS

2" MECHANICAL SEAM

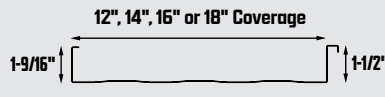

Net Coverage: 12", 14", 16" or 18" Width
Vertical Seam Height: 2"



All dimensions nominal.

1½" MECHANICAL SEAM

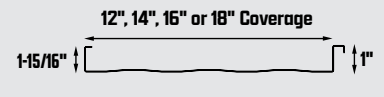

Net Coverage: 12", 14", 16" or 18" Width
Vertical Seam Height: 1-1/2"






All dimensions nominal.

1" MECHANICAL SEAM

Net Coverage: 12", 14", 16" or 18" Width
Vertical Seam Height: 1"



All dimensions nominal.



Mechanical Seam Panel Specifications:

MATERIAL

- AZ55 - 26ga & 24ga
- AZ50 - 26ga & 24ga
- Alum. - .032" & .040"

SUPPORT

- 15/32" (Min.) Plywood
- 3/4" (Min.) Wood Plank
- Red Iron Steel Frame

SLOPE

- 1/4:12[†]

[†]Minimum slope with sealant per FBC 1507.4.2; consult with local municipality for applicable controlling building codes that may affect project.

COATINGS

- Mill-Finish (AZ55)
- 70% PVDF Kynar 500[®]
(AZ50 24ga; Alum. .032" & .040")
- SMP (AZ50 26ga)

PANEL STYLE

- Flat
- Striated
- Pencil Bead
- Ribbon Bead

©2026 AmericanMetalSupply. *Contact a sales representative for detailed product and warranty information.



AMERICANMETALFL.COM



1/2026